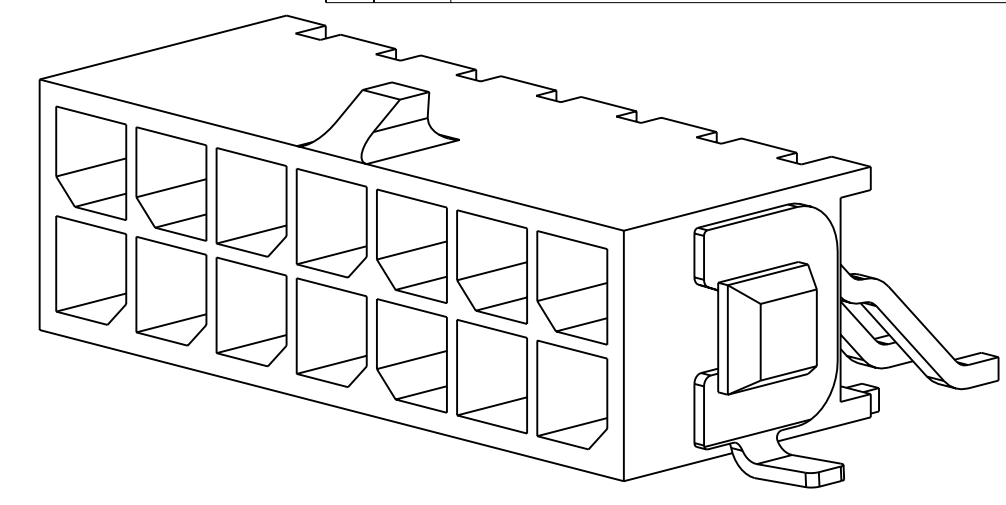
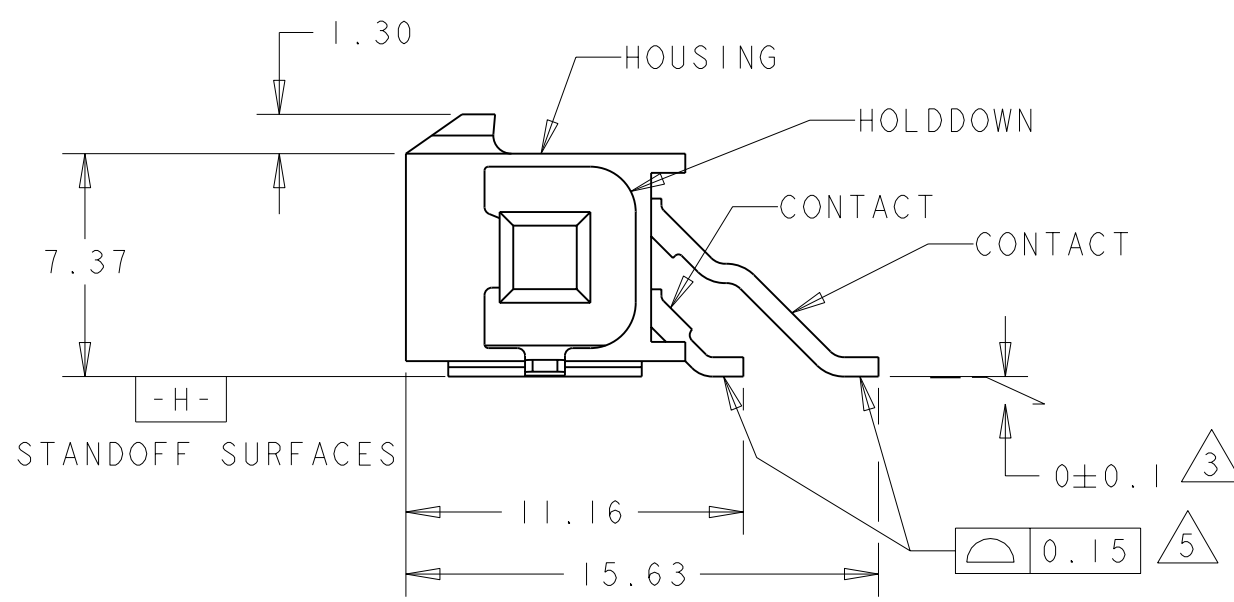
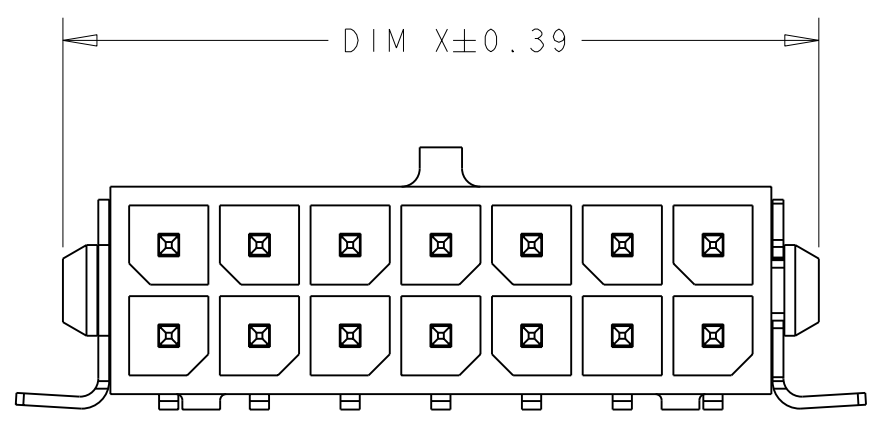
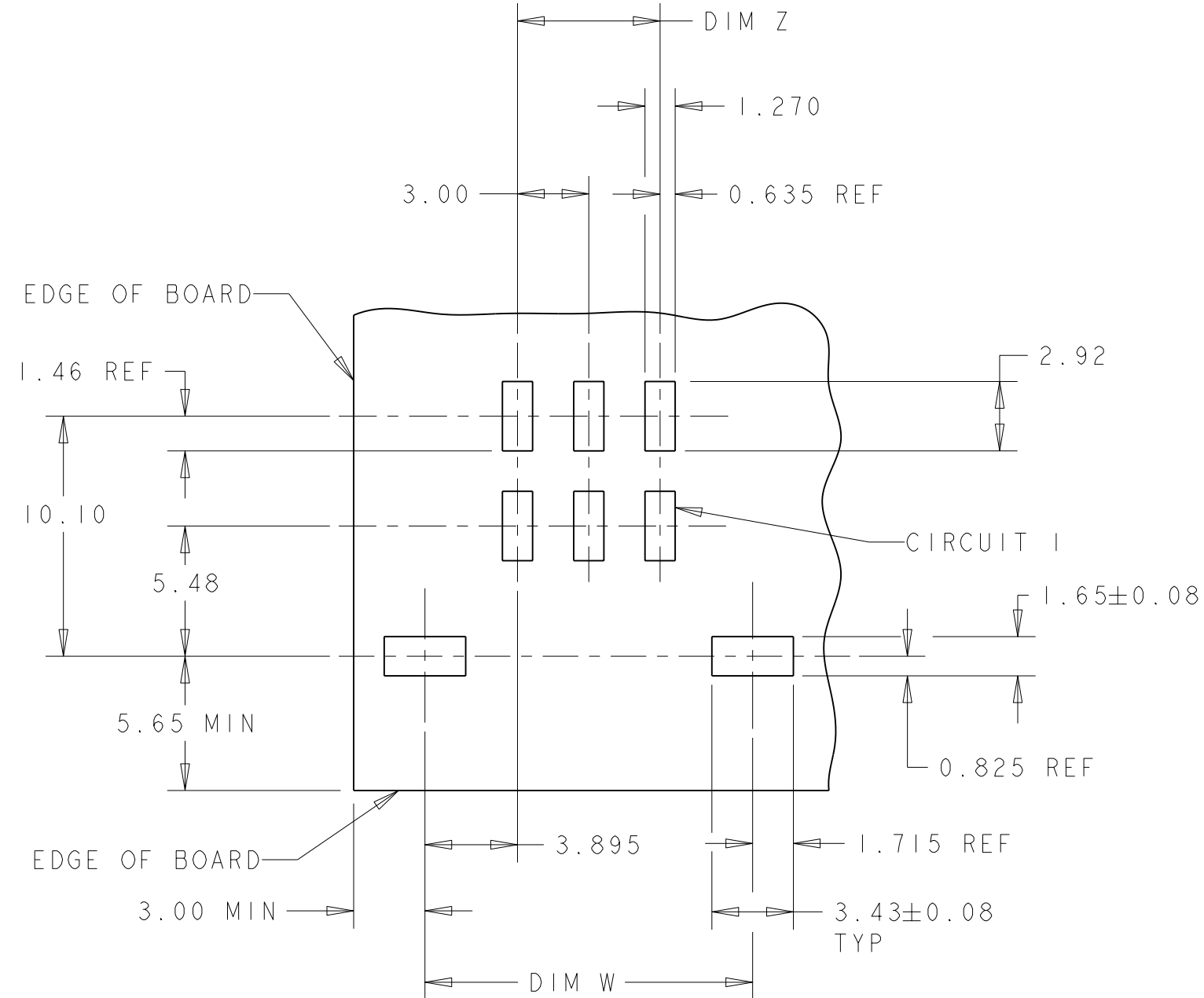
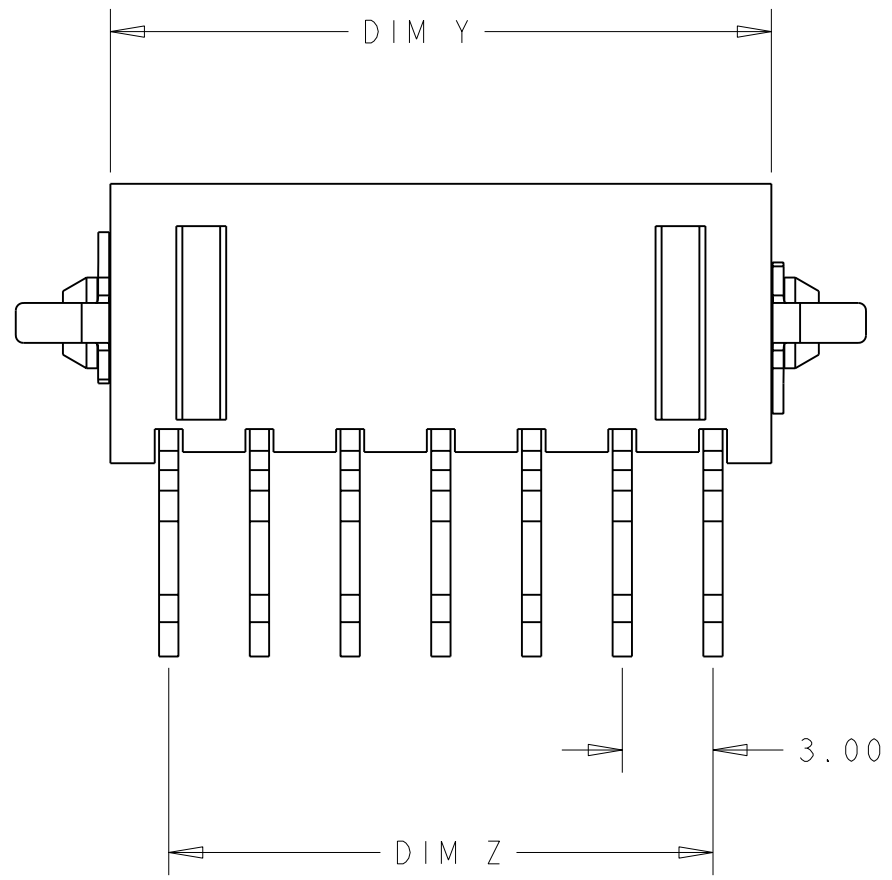


THIS DRAWING IS UNPUBLISHED. RELEASED FOR PUBLICATION 20
 © COPYRIGHT 20 BY TYCO ELECTRONICS CORPORATION. ALL RIGHTS RESERVED.

LOC		DIST		REVISIONS			
P	LTR	DESCRIPTION	DATE	DWN	APVD		
G		REVISED PER 0G3B-0209-05	26APR05	KW	CJ		



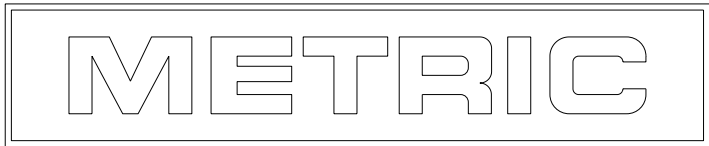
SCALE 5:1



FINISH	DIM Y	DIM W	DIM Z	DIM X	NO. OF POSN.	PART NUMBER
6	36.86	40.79	33.00	40.00	24	5-794629-4
6	33.86	37.79	30.00	37.00	22	5-794629-2
6	30.86	34.79	27.00	34.00	20	5-794629-0
6	27.86	31.79	24.00	31.00	18	4-794629-8
6	24.86	28.79	21.00	28.00	16	4-794629-6
6	21.86	25.79	18.00	25.00	14	4-794629-4
6	18.86	22.79	15.00	22.00	12	4-794629-2
6	15.86	19.79	12.00	19.00	10	4-794629-0
6	12.86	16.79	9.00	16.00	8	3-794629-8
6	9.86	13.79	6.00	13.00	6	3-794629-6
6	6.86	10.79	3.00	10.00	4	3-794629-4
6	3.86	7.79	-	7.00	2	3-794629-2
2	36.86	40.79	33.00	40.00	24	2-794629-4
2	33.86	37.79	30.00	37.00	22	2-794629-2
2	30.86	34.79	27.00	34.00	20	2-794629-0
2	27.86	31.79	24.00	31.00	18	1-794629-8
2	24.86	28.79	21.00	28.00	16	1-794629-6
2	21.86	25.79	18.00	25.00	14	1-794629-4
2	18.86	22.79	15.00	22.00	12	1-794629-2
2	15.86	19.79	12.00	19.00	10	1-794629-0
2	12.86	16.79	9.00	16.00	8	794629-8
2	9.86	13.79	6.00	13.00	6	794629-6
2	6.86	10.79	3.00	10.00	4	794629-4
2	3.86	7.79	-	7.00	2	794629-2

- 1 MATERIAL;
CONTACTS - BRASS.
HOUSING - UL 94V-0 RATED HIGH TEMP NYLON,
COLOR: BLACK.
HOLDDOWNS - PHOSPHOR BRONZE.
- 2 PLATING;
CONTACTS - 0.76 μm MINIMUM GOLD OVER 2.54 μm
MINIMUM NICKEL ON MATING AREA.
2.54 μm TIN-LEAD MINIMUM OVER 2.54 μm
NICKEL MINIMUM ON SOLDER TAIL.
HOLDDOWNS - 2.54 μm TIN-LEAD.
- 3 DIMENSION APPLIES TO SOLDER TAIL SURFACES
AND STANDOFF SURFACES.
- 4 RECOMMENDED PCB BOARD THICKNESS OF 1.57.
- 5 ALL SOLDER TAILS AND HOLDDOWNS.
- 6 PLATING;
CONTACTS - 0.76 μm MINIMUM GOLD OVER 2.54 μm
MINIMUM NICKEL ON MATING AREA.
2.54 μm MATTE TIN MINIMUM OVER 2.54 μm
NICKEL MINIMUM ON SOLDER TAIL.
HOLDDOWNS - 2.54 μm MATTE TIN.

RECOMMENDED PCB LAYOUT (COMPONENT SIDE)



THIS DRAWING IS A CONTROLLED DOCUMENT FOR TYCO ELECTRONICS CORPORATION
 IT IS SUBJECT TO CHANGE AND THE CONTROLLING ENGINEERING ORGANIZATION
 SHOULD BE CONTACTED FOR THE LATEST REVISION.

DIMENSIONS: mm	TOLERANCES UNLESS OTHERWISE SPECIFIED: 0 PLC ± 1 PLC ± 2 PLC ±0.13 3 PLC ± 4 PLC ± ANGLES ± FINISH	DWN K. WHITAKER 9MAR2003 CHK C. JONES 9MAR2003 APVD C. JONES 9MAR2003 PRODUCT SPEC - APPLICATION SPEC - WEIGHT - CUSTOMER DRAWING	NAME SURFACE MOUNT, RIGHT ANGLE, SURFACE MOUNT HOLDDOWN, ASSEMBLY, 30 GOLD HEADER, DUAL ROW, MICRO MATE-N-LOK™ SIZE A2 CAGE CODE 00779 DRAWING NO C=794629 RESTRICTED TO -
-------------------	---	--	---

AMP Incorporated
 Harrisburg, PA 17105-3608

SCALE 4:1 SHEET 1 OF 1 REV G